

KBV-H 手动球阀

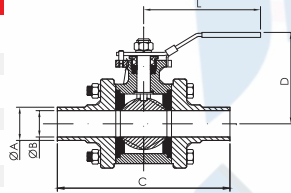
KL Sanitary Ball Valves

- 工作压力 0~10bar
- 工作温度 -40~150°C(标准), -40~120°C(全包)
- 驱动机构 手动控制
- 密封材质 PTFE
- 阀体设计 直通阀体
- 阀体材质 316L (EN1.4409 CF3M)
- 接口尺寸 DN15~DN100
- 接口方式 焊式 / 卡式
- 表面处理 外表面 Ra≤0.5 μm, 内表面 Ra≤0.8 μm
- 接口标准 ISO, ASME BPE, 3A



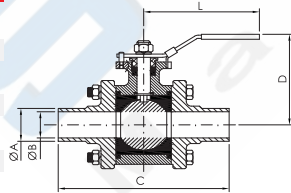
KBV-H: 焊式手动球阀 (标准)

No.	SIZE	A	B	C	D	L
1507001-000050	15	12.7	9.4	88.6	52.1	100
1507001-000075	20	19.1	15.8	102.7	57.9	132
1207001-000025	25	25.0	22.6	115.2	62.0	132
1207001-000038	38	38.0	35.6	139.9	98.0	175
1207001-000051	51	51.0	48.6	158.1	103.9	175
1507001-000250	63	63.5	60.3	198.2	141.0	260
1507001-000300	76	76.1	72.9	227.5	154.9	260
1507001-000400	101	101.6	97.6	242.0	175.0	260



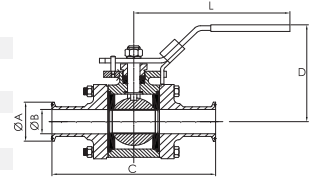
KBV-H: 焊式手动球阀 (全包)

No.	SIZE	A	B	C	D	L
1207000-000050	15	12.7	9.4	88.6	52.1	100
1207000-000075	20	19.1	15.8	102.7	57.9	132
1207000-000025	25	25.0	22.6	115.2	62.0	132
1207000-000038	38	38.0	35.6	139.9	98.0	175
1207000-000051	51	51.0	48.6	158.1	103.9	175
1507000-000250	63	63.5	60.3	198.2	141.0	260
1507000-000300	76	76.1	72.9	227.5	154.9	260
1507000-000400	101	101.6	97.6	242.0	175.0	260



KBV-H: 卡式手动球阀 (标准)

No.	SIZE	A	B	C	D	L
1507101-000050	15	25.0	9.4	88.6	52.1	100
1507101-000075	20	25.0	15.8	102.7	57.9	132
1207101-000025	25	50.5	22.6	115.2	62.0	132
1207101-000038	38	50.5	35.6	139.9	98.0	175
1207101-000051	51	64.0	48.6	158.1	103.9	175
1507101-000250	63	77.5	60.3	198.2	141.0	260
1507101-000300	76	91.0	72.9	227.5	154.9	260
1507101-000400	101	119.0	97.6	242.0	175.0	260



KBV-H: 卡式手动球阀 (全包)

No.	SIZE	A	B	C	D	L
1507100-000050	15	25.0	9.4	88.6	52.1	100
1507100-000075	20	25.0	15.8	102.7	57.9	132
1207100-000025	25	50.5	22.6	115.2	62.0	132
1207100-000038	38	50.5	35.6	139.9	98.0	175
1207100-000051	51	64.0	48.6	158.1	103.9	175
1507100-000250	63	77.5	60.3	198.2	141.0	260
1507100-000300	76	91.0	72.9	227.5	154.9	260
1507100-000400	101	119.0	97.6	242.0	175.0	260

