

CIRCUMFERENTIAL PISTON PUMP



TRA 20 SERIES



wright flow
TECHNOLOGIES[®]

Capacity to 102 m³/hr / 450 GPM

Pressure to 34 Bar / 500 PSI

Viscosity to 200,000 cSt / 910,000 SSU

Temperature to 150° C / 300° F

SHARRY Machinery (Shanghai) Co.,Ltd. Tel: +86-21-64881886
13761943624 Mail:wangfeng858@163.com Web: www.sharry-sh.com



扫一扫，进入手机旺铺

YOUR COMPLETE

Hygienic Solutions Provider

- GLOBAL PRESENCE WITH LOCALIZED SERVICE
- BROADEST PD PUMP OFFERING IN THE INDUSTRY
- COMPLETE PARTNER FOR YOUR HYGIENIC PROCESS

wright flow
TECHNOLOGIES®

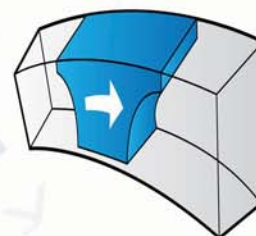
Around the world, Wright Flow Technologies provides solutions for challenges in fluid handling. You can count on the reliability of Wright Flow hygienic positive displacement (PD) pumps. Matching the right pump with your fluid processing needs is easy with innovative, robust designs, cleanability & an extensive product offering.



TRA20 SERIES

The TRA20 Series pumps can be built for CIP processing environments with added options, with internal design to allow vigorous flushing through all internal chambers. A very robust performer, the TRA20 Series pumps allow the highest pressure capabilities in the Wright Flow line.

How it Works



The deep channels in which the rotors travel provide large voids to minimize shear and bruising of solids.

Suction



Wright Flow Technologies rotor wings (pistons) rotate around the circumference of the channel in the pump casing. This continuously generates a partial vacuum at the suction port as the rotors unmesh, causing fluid to enter the pump.

Discharge



The fluid is transported around the channel by the rotor wings & is displaced as the rotor wings re-mesh, generating pressure at the discharge port. Pump output is directly proportional to speed & direction of flow is reversible.

CHEMICAL

Raw Ingredients, Chemical Transfer, Solvent Recovery

PERSONAL CARE

Skin Care Products, Toothpastes, Cosmetics, Shower & Shaving Liquids, Hair Care Products

BEVERAGES

Distillers & Vintners, Fruit & Vegetable Purees, Carbonated Drinks, Juices

FOOD

Baby Food, Edible Oils, Soft Fruits & Vegetables, Soups & Sauces, Egg, Fish, Meat, Poultry, Whey Proteins, Confectionary

DAIRY

Butter, Cheese, Cream, Milk, Yogurt, Yogurt Fruits

BIO PHARMACEUTICAL

Creams & Ointments, Ferment, Injectables, Ultra Filtration, Blood & Plasma Processing

SHARRY Machinery (Shanghai) Co.,Ltd. Tel: +86-21-64881886
13761943624 Mail:wangfeng858@163.com Web: www.sharry-sh.com



扫一扫，进入手机旺铺





TRA20 SERIES

CLEANABILITY

- CIP (Clean In Place) design optional
- Free draining cover with flat body profile option
- Sealed shaft with o-ring on rotor & rotor nut

PERFORMANCE

- Efficient handling for low & high viscosity applications
- Exclusive, non-galling WFT 808® alloy rotors standard; permits running at tighter clearances
- High strength 17-4 PH single piece shaft standard
- Improved load carrying capabilities

EASE OF MAINTENANCE

- Drop-in-place with TRA10 & comparable manufacturer models
- Interchangeable service parts with comparable manufacturer models
- Stainless steel bearing retainers standard, prevent rusting



Remanufacture & Save!

SIGNIFICANT SAVINGS COMPARED TO PURCHASING NEW

WHY REMANUFACTURE?

- Worn pump is returned to **like-new condition & performance**
- Your remanufactured pump carries a **full 1 year factory warranty**
- All remanufactured pumps are **tested & certified**
- **Save big** compared to purchasing an entirely new pump
- Pumps can be remanufactured **up to three times**, depending on model & wear



WHAT YOU GET:

NEW ROTORS

NEW BEARINGS

NEW SEAL COMPONENTS

NEW SHAFTS

NEW GEARS



SHARRY Machinery (Shanghai) Co.,Ltd. Tel: +86-21-64881886
13761943624 Mail:wangfeng858@163.com Web: www.sharry-sh.com



扫一扫，进入手机旺铺

PORTING:

- Complete range of hygienic clamp, screw, flange & industrial screw connections
- Tri-clamp, flanged, DIN, IMDA, NPT, BSP, etc.

Tri-Clamp

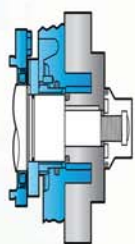


Bevel Seat (ACME)



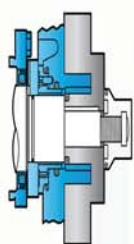
SEAL:

- Single mechanical
- Double mechanical w/ flush
- Complete range of material options



Single Mechanical Seals

- Standard Seal Faces: SiC/SiC
- Standard O-rings and Cover Seals: Buna/FDA
- Optional Faces: Carbon, Ceramic or Chrome Oxide
- Optional O-rings and Cover Seals: FKM, EPDM, Silicone



Double Mechanical Seals with Flush

- Standard Seal Faces: SiC/SiC/C
- Standard O-rings and Cover Seals: Buna/FDA
- Optional Faces: Carbon, Ceramic or Chrome Oxide
- Optional O-rings and Cover Seals: FKM, EPDM, Silicone

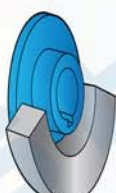
ROTOR & CASING OPTIONS:

- 316 stainless steel pump casing w/ interior finished to 3-A standards
- Non-galling WFT 808® nickel alloy rotors
- Optional clearances: front face, hot, high temperature/high viscosity (chocolate)
- Clean In Place (CIP) & flat body profile available



Twin Wing Rotors Standard

Suitable for all liquids, provides minimum pulsation.



Single Wing Rotors Optional

Provides reduced shear on shear sensitive fluids or large solids such as fruit pieces, nut kernels, cheese curds or meats.

GEAR BOX:

- Powder-coated standard
- 304 stainless steel optional

MOUNTING:

- A gear case that can be mounted in any of four positions allows for horizontal or vertical porting, flexibility in drive shaft positioning to match reducer or gear motor input, & improved access to grease fittings

CIP FEATURES AVAILABLE:

- Flat body profile
- CIP holes in body and rotors
- Vertical port mounting
- Extra clearance rotors

PERFORMANCE RANGE:

CAPACITY	to 102 m³/hr / 450 USGPM
PRESSURE	to 34 BAR / 500 PSI
VISCOSITY	to 200,000 cSt / 910,000 SSU
TEMPERATURE	to 150°C / 300°F

COMPLIANT WITH THE FOLLOWING STANDARDS



TRA20 Model	Displacement		Max Pressure		Max Speed	Standard Ports		Max Capacity		Max Temperature	
	l/rev.	USG/rev.	BAR	PSI	RPM	mm	in.	m³/hr	USGPM	Deg. C	Deg. F
0060	0.03	0.008	21	300	1000	25.4	1	1.8	8	150	300
0150	0.052	0.014	17	250	800	38	1.5	2.5	11	150	300
0180	0.108	0.029	14	200	700	38	1.5	4.5	20	150	300
0300	0.227	0.06	17	250	600	38	1.5	8.2	36	150	300
0450	0.366	0.096	31	450	600	51	2	13.2	58	150	300
0600	0.588	0.15	21	300	600	64	2.5	20.4	90	150	300
1300	0.946	0.25	14	200	600	76	3	34.1	150	150	300
1800	1.45	0.383	31	450	600	76	3	52.2	230	150	300
2100	1.89	0.5	34	500	600	102	4	68.1	300	150	300
2200	1.95	0.516	21	300	600	102	4	70.4	310	150	300
3200	2.85	0.75	21	300	600	152	6	102	450	150	300

TRA20 Rectangular Flange Model	Displacement		Max Pressure		Max Speed	Inlet (WxL)		Outlet		Max Capacity		Max Temperature	
	l/rev.	USG/rev.	BAR	PSI	RPM	mm	in.	mm	in.	m³/hr	USGPM	Deg. C	Deg. F
0340	0.23	0.06	14	200	400	44.50 x 171.45	1.75 x 6.75	38.1	1.5	5.4	24	150	300
0640	0.57	0.15	14	200	400	56.90 x 224.03	2.24 x 8.82	57.15	2.5	13.6	60	150	300
1340	0.95	0.25	14	200	400	75.44 x 234.95	2.97 x 9.25	76.2	3	22.7	100	150	300
2240	1.95	0.52	14	200	400	98.30 x 279.40	3.87 x 11.00	101.6	4	45.4	200	150	300

Note: Hot clearances required for high temperature operation.



Preventive Maintenance Kits

ENSURE TROUBLE-FREE OPERATION & SUPERIOR PERFORMANCE



BENEFITS OF MAINTENANCE KITS:


- Everything you need in one place
- Reduce frequency of repairs
- Increase service life
- Increase uptime
- Save time & money
- Kits include exploded diagram & parts list



REBUILD VS. REPLACE:

- Wright Flow kits are designed to save time & money, making preventive maintenance & rebuilding easier & more cost-effective
- Wright Flow pumps are designed & built to the highest standards, for long life & to be rebuilt instead of replaced when applicable
- Tool kits also available

BACK OF MAINTENANCE KIT:



Part Number Cross-Reference

wright flow
TECHNOLOGIES[®]

FOR MORE INFORMATION, CONTACT YOUR LOCAL AUTHORIZED
WRIGHT FLOW TECHNOLOGIES DISTRIBUTOR OR CONTACT US AT:

SHARRY Machinery (Shanghai) Co.,Ltd. Tel: +86-21-64881886
13761943624 Mail:wangfeng858@163.com Web: www.sharry-sh.com



扫一扫，进入手机旺铺