

CIRCUMFERENTIAL PISTON PUMP



TRA10 SERIES



wright flow
TECHNOLOGIES®

Capacity to 102 m³/hr / 450 USGPM

Pressure to 27 Bar / 400 PSI

Viscosity to 200,000 cSt / 910,000 SSU

Temperature to 150°C / to 300°F

SHARRY Machinery (Shanghai) Co.,Ltd. Tel: +86-21-64881886
13761943624 Mail:wangfeng858@163.com Web: www.sharry-sh.com



扫一扫，进入手机旺铺

YOUR COMPLETE

Hygienic Solutions Provider

- GLOBAL PRESENCE WITH LOCALIZED SERVICE
- BROADEST PD PUMP OFFERING IN THE INDUSTRY
- COMPLETE PARTNER FOR YOUR HYGIENIC PROCESS

wright flow
TECHNOLOGIES®

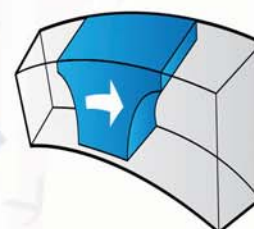
Around the world, Wright Flow Technologies provides solutions for challenges in fluid handling. You can count on the reliability of Wright Flow hygienic positive displacement (PD) pumps. Matching the right pump with your fluid processing needs is easy with innovative, robust designs, cleanability & an extensive product offering.



TRA10 SERIES

Designed for easy strip cleaning, the TRA10 series is the ideal choice for CDP processing environments. The pump casing is independently fastened to the gearbox to prevent damage to the seals when the cover is removed & to allow the rotors to be turned while spraying down the fluid chamber.

How it Works



The deep channels in which the rotors travel provide large voids to minimize shear and bruising of solids.

Suction



Wright Flow Technologies' rotor wings (pistons) rotate around the circumference of the channel in the pump casing. This continuously generates a partial vacuum at the suction port as the rotors unmesh, causing fluid to enter the pump.

Discharge



The fluid is transported around the channel by the rotor wings & is displaced as the rotor wings re-mesh, generating pressure at the discharge port. Pump output is directly proportional to speed & direction of flow is reversible.

CHEMICAL
Raw Ingredients, Chemical Transfer, Solvent Recovery

PERSONAL CARE
Skin Care Products, Toothpastes, Cosmetics, Shower & Shaving Liquids, Hair Care Products

BEVERAGES
Distillers & Vinters, Fruit & Vegetable Purees, Carbonated Drinks, Juices

FOOD
Baby Food, Edible Oils, Soft Fruits & Vegetables, Soups & Sauces, Egg, Fish, Meat, Poultry, Whey Proteins, Confectionary

DAIRY
Butter, Cheese, Cream, Milk, Yogurt, Yogurt Fruits

PHARMACEUTICAL
Medicinal Chemicals, Creams & Ointments, Syngas, Injectives, Ultra Filtration, Blood & Plasma Processing

SHARRY Machinery (Shanghai) Co.,Ltd. Tel: +86-21-64881886
13761943624 Mail:wangfeng858@163.com Web: www.sharry-sh.com



扫一扫，进入手机旺铺





TRA10 SERIES

CLEANABILITY

- Easy disassembly for easy COP (Clean Out of Place)
- Designed to 3A standards

PERFORMANCE

- Efficient handling for low & high viscosity applications
- Exclusive, non-galling WFT 808® alloy rotors standard; permits running at tighter clearances
- High strength 17-4 PH single piece shaft standard on O300 and larger
- Helical gears, improving load carrying capabilities

EASE OF MAINTENANCE

- Drop-in-place with TRA20 & comparable manufacturer models
- Interchangeable service parts with comparable manufacturer models
- Easy disassembly



Remanufacture & Save!

SIGNIFICANT SAVINGS COMPARED TO PURCHASING NEW

WHY REMANUFACTURE?

- Worn pump is returned to **like-new condition & performance**
- Your remanufactured pump carries a **full 1 year factory warranty**
- All remanufactured pumps are **tested & certified**
- **Save big** compared to purchasing an entirely new pump
- Pumps can be remanufactured **up to four times**, depending on model & wear



WHAT YOU GET:

- NEW ROTORS
- NEW BEARINGS
- NEW SEAL COMPONENTS
- NEW SHAFTS
- NEW GEARS



SHARRY Machinery (Shanghai) Co.,Ltd. Tel: +86-21-64881886
13761943624 Mail:wangfeng858@163.com Web: www.sharry-sh.com



扫一扫，进入手机旺铺

PORTING:

- Complete range of hygienic clamp, screw, flange & industrial screw connections
- Tri-clamp, flanged, DIN, IMDA, NPT, BSP, etc.

Hygienic Clamp

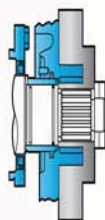


Bevel Seat (ACME)



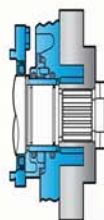
SEALS:

- Single O-ring
- Double O-ring w/ flush
- Complete range of material options
- Single mechanical
- Double mechanical w/ flush



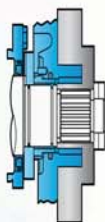
Single O-Ring Seals

- Standard O-rings and Cover Seals: Buna/FDA
- Optional O-rings and Cover Seals: FKM, EPDM, Silicone



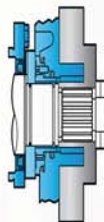
Double O-Ring Seals with Flush

- Standard O-rings and Cover Seals: Buna/FDA
- Optional O-rings and Cover Seals: FKM, EPDM, Silicone



Single Mechanical Seals

- Standard Seal Faces: SiC/SiC
- Standard O-rings and Cover Seals: Buna/FDA
- Optional Faces: Carbon, Ceramic or Chrome Oxide
- Optional O-rings and Cover Seals: FKM, EPDM, Silicone



Double Mechanical Seals with Flush

- Standard Seal Faces: SiC/SiC/C
- Standard O-rings and Cover Seals: Buna/FDA
- Optional Faces: Carbon, Ceramic or Chrome Oxide
- Optional O-rings and Cover Seals: FKM, EPDM, Silicone

GEAR BOX:

- Powder-coated standard
- 304 stainless steel optional

ROTOR & CASING OPTIONS:

- 316 stainless steel pump casing standard w/ interior finished to 3-A standards
- Optional clearances: front face, hot, high temperature/high viscosity (chocolate)
- Non-galling WFT 808® nickel alloy rotors standard or 316 stainless steel rotors optional



Twin Wing Rotors Standard

- Suitable for all liquids, provides minimum pulsation



Single Wing Rotors Optional

- Standard Provides reduced shear on shear sensitive fluids or large solids such as fruit pieces, nut kernels, cheese curds or meats

PERFORMANCE RANGE:

CAPACITY	to 102 m³/hr / 450 USGPM
PRESSURE	to 27 BAR / 400 PSI
VISCOSITY	to 200,000 cSt / 910,000 SSU
TEMPERATURE	to 150°C / 300°F

COMPLIANT WITH THE FOLLOWING STANDARDS



TRA10 Model	Displacement		Max Pressure		Max Speed	Standard Ports		Max Capacity		Max Temperature	
	l/rev.	USG/rev.	BAR	PSI	RPM	mm	in.	m³/hr	USGPM	Deg. C	Deg. F
0060	0.03	0.008	14	200	800	38	1.5	1.3	6	150	300
0150	0.052	0.014	14	200	700	38	1.5	2	9	150	300
0180	0.11	0.03	14	200	600	38	1.5	3.8	17	150	300
0300	0.23	0.06	14	200	600	38	1.5	8.2	36	150	300
0450	0.38	0.1	27	400	600	51	2	13.3	59	150	300
0600	0.58	0.15	14	200	600	64	2.5	20.4	90	150	300
1300	0.96	0.25	14	200	600	76	3	34.1	150	150	300
2200	1.98	0.52	14	200	600	102	4	70.4	310	150	300
3200	2.85	0.75	14	200	600	152	6	102	450	150	300

TRA10 Rectangular Flange Model	Displacement		Max Pressure		Max Speed	Inlet (WxL)		Outlet		Max Capacity		Max Temperature	
	l/rev.	USG/rev.	BAR	PSI	RPM	mm	in.	mm	in.	m³/hr	USGPM	Deg. C	Deg. F
0240	0.11	0.03	14	200	400	33.27 x 125.22	1.31 x 4.93	38.1	1.5	2.5	11	150	300
0340	0.22	0.06	14	200	400	44.50 x 171.45	1.75 x 6.75	50.8	2	5.4	24	150	300
0640	0.57	0.15	14	200	400	56.90 x 224.03	2.24 x 8.82	57.2	2.5	13.6	60	150	300
1340	0.96	0.25	14	200	400	75.44 x 234.95	2.97 x 9.25	76.2	3	22.7	100	150	300
2240	1.97	0.52	14	200	400	98.30 x 279.40	3.87 x 11.00	101.6	4	45.4	200	150	300

Note: Hot clearances required for high temperature operation.

MOUNTING:

- A gear case that can be mounted in any of four positions allows for horizontal or vertical porting, flexibility in drive shaft positioning to match reducer or gear motor input & improved access to grease fittings

SHARRY Machinery (Shanghai) Co.,Ltd. Tel: +86-21-64881886
13761943624 Mail:wangfeng858@163.com Web: www.sharry-sh.com



扫一扫，进入手机旺铺



Preventive Maintenance Kits

ENSURE TROUBLE-FREE OPERATION & SUPERIOR PERFORMANCE



BENEFITS OF MAINTENANCE KITS:


- Everything you need in one place
- Reduce frequency of repairs
- Increase service life
- Increase uptime
- Save time & money
- Kits include exploded diagram & parts list



REBUILD VS. REPLACE:

- Wright Flow kits are designed to save time & money, making preventive maintenance & rebuilding easier & more cost-effective
- Wright Flow pumps are designed & built to the highest standards, for long life & to be rebuilt instead of replaced when applicable
- Tool kits also available

BACK OF MAINTENANCE KIT:



List of Parts

Part Number Cross-Reference

wright flow
TECHNOLOGIES[®]

FOR MORE INFORMATION, CONTACT YOUR LOCAL AUTHORIZED
WRIGHT FLOW TECHNOLOGIES DISTRIBUTOR OR CONTACT US AT:

SHARRY Machinery (Shanghai) Co.,Ltd. Tel: +86-21-64881886
13761943624 Mail:wangfeng858@163.com Web: www.sharry-sh.com



扫一扫，进入手机旺铺